



PIAGGIO GROUP ANALYST AND INVESTOR MEETING

Piaggio Group 2009-2012

Mr. Michele Pallottini
Finance General Manager

Milan, July 3rd 2009



Disclaimer

This presentation contains forward-looking statements regarding future events and future results of Piaggio & C S.p.A (the “Company”). that are based on the current expectations, estimates, forecasts and projections about the industries in which the Company operates, and on the beliefs and assumptions of the management of the Company. In particular, among other statements, certain statements with regard to management objectives, trends in results of operations, margins, costs, return on equity, risk management, competition, changes in business strategy and the acquisition and disposition of assets are forward-looking in nature. Words such as ‘expects’, ‘anticipates’, ‘scenario’, ‘outlook’, ‘targets’, ‘goals’, ‘projects’, ‘intends’, ‘plans’, ‘believes’, ‘seeks’, ‘estimates’, as well as any variation of such words and similar expressions, are intended to identify such forward-looking statements. Those forward-looking statements are only assumptions and are subject to risks, uncertainties and assumptions that are difficult to predict because they relate to events and depend upon circumstances that will occur in the future. Therefore, actual results of the Company may differ materially and adversely from those expressed or implied in any forward-looking statement and the Company does not assume any liability with respect thereto. Factors that might cause or contribute to such differences include, but are not limited to, global economic conditions, the impact of competition, or political and economic developments in the countries in which the Company operates. Any forward-looking statements made by or on behalf of the Company speak only as of the date they are made. The Company does not undertake to update forward-looking statements to reflect any change in its expectations with regard thereto, or any change in events, conditions or circumstances which any such statement is based on. The reader is advised to consult any further disclosure that may be made in documents filed by the Company with Borsa Italiana S.p.A (Italy).

The Manager in Charge of preparing the Company financial reports hereby certifies pursuant to paragraph 2 of art. 154-bis of the Consolidated Law on Finance (Testo Unico della Finanza), that the accounting disclosures of this document are consistent with the accounting documents, ledgers and entries.

This presentation has been prepared solely for the use at the meeting/conference call with investors and analysts at the date shown below. Under no circumstances may this presentation be deemed to be an offer to sell, a solicitation to buy or a solicitation of an offer to buy securities of any kind in any jurisdiction where such an offer, solicitation or sale should follow any registration, qualification, notice, disclosure or application under the securities laws and regulations of any such jurisdiction.



Main strategic drivers to growth (1/3)

• Finance: target Debt/Equity << 1



- Focus on Cash flow: growth due to the net sales increase
- Strictly manage Product profitability
- Improve Operating efficiency

• 2 wheels Asia: seize the largest opportunity for the Group to grow in the 2 wheels business



- Create the conditions for a strong and lasting growth in the Asian area: product range, commercial structure, people and organization
 - Extend product range (Vespa product range extension, 1 new ScooterCub model, 1 new Scooter standard, imported products)
 - Build-up a new commercial organization and distribution network
 - Capitalize manufacturing facility investment
 - Develop an appropriate supporting organization acting as headquarter for the whole Asian area

• 2 wheels Europe: strengthen the leadership position



- Develop Scooter product range
 - Consolidate the coverage on High Wheel and Classic segments
 - Strengthen the coverage on GT segment
 - Reshape covering strategy on Value For Money segment
- Develop Motorcycle product range
 - Aprilia: focus on market segments close to the racing world
 - MotoGuzzi: focus on traditionally distinctive Motoguzzi market segments (custom, naked and Touring)
 - Derbi: maintain current product range
- Push on marketing activities
- Shift in advertising investment portfolio in order to bring products closer to end customers and recreate the emotional bond
- Develop and Specialize the distribution network, from a Brand retail model to a Business Specialized (scooter/motorcycles) retail model



Main strategic drivers to growth (2/3)

- **2 wheels Americas: keep on growing**



- Complete product lines with selected additions
- Communicate to dealers and consumers the value of our products
- Complete development of dealer network and increase sales effectiveness

- **Commercial Vehicles India: resume the growth path and enhance profitability**



- Develop 4 wheels product range, with new Ape Mini Truk, new Ape Truk Maxi Cargo and new Diesel engines 1.000cc and 1.200cc
- Maintain 3 wheels product range, with new Ape City Passenger
- Upside opportunities: Vespa localization, export business development, Diesel engine business development

- **Commercial Vehicles Europe: grow leveraging on eco-friendly solutions**



- Develop Product range, reinforcing eco-solutions offering: new Porter, new Diesel engines for Porter and Quargo vehicles, APE range maintenance, technological development of electric Porter
- Reduce product cost
- Increase sale in Europe by Strengthening commercial network and organization

- **Increase Product and Service Quality and Customer Satisfaction level**



- Focus on capabilities to capture, to understand and to fulfill customers needs and expectations
- Europe: Customer & Dealer Satisfaction (CDS) protection and brand loyalty enhancement
- USA, Vietnam e India: strengthen processes and tools, in line with Piaggio Group CDS model



Main strategic drivers to growth (3/3)

- **Build-up a world-wide manufacturing organization and rationalize production plants**
- **Implement a Worldclass Manufacturing Model**



- Rationalize European production facilities: specialize Pontedera and Scorzè, reorganize Martorelles and Mandello
- Expand Asian production facilities: expand Indian plant to engine production, evaluate Vietnamese plant production capacity expansion both for local or overseas sales
- Implement a WorldClass Manufacturing model

- **Strengthen Sourcing capabilities**



- Develop an international Sourcing organization, with localized purchasing head-offices
- Keep and evolve the current Vendor Rating system
- Improve suppliers Quality

- **Reduce product range complexity, product cost and time-to-market**
- **Secure advances in technology as a strong competitive lever**



- Evolve current R&D organization in line with the internationalization strategy
- Rationalize current product range and reduce current product range cost
- Focus on market needs, product Target cost and Value Analysis
- Preserve brand distinctiveness and brand values
- Innovate, through design, engines (hybrid, electric,...) safety, comfort, eco-sustainable solutions

- **Develop an international organization and manage Group restructuring process**

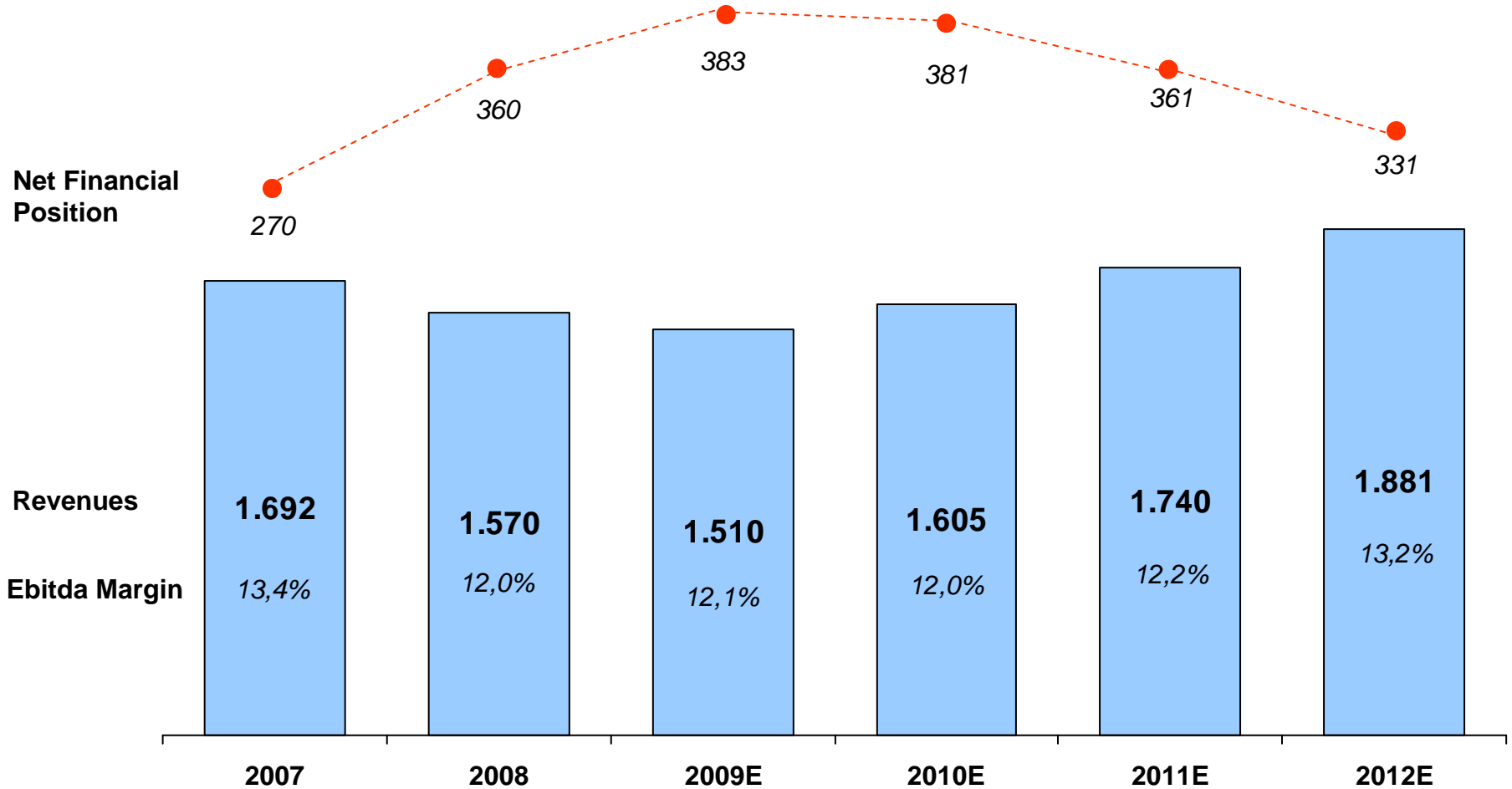


- Design the evolution of HeadQuarter and Operating Units roles and responsibilities
- Develop processes and support tools (IT) for HeadQuarter, subsidiaries and dealer network interfaces
- Monitor and review key processes, in terms of efficiency and flexibility and improve organization effectiveness
- Spread company values: internationalization, innovation, accountability on results, people growth inspiration
- Identify, develop and retain talents and key-people



Key Financial Indicators evolution

Mln euro, %

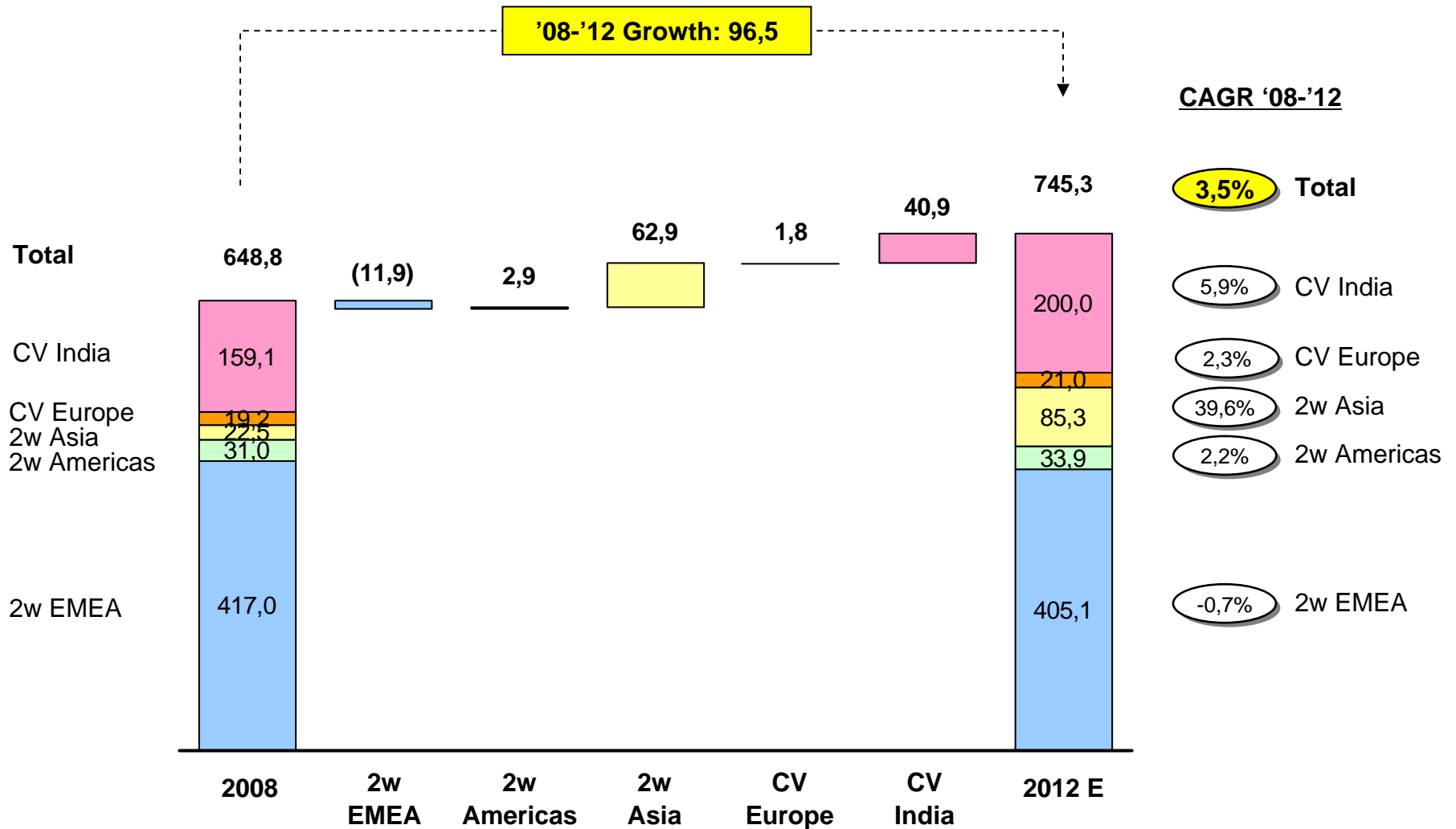




Volumes

Breakdown by Business Unit

.000 sell-in units

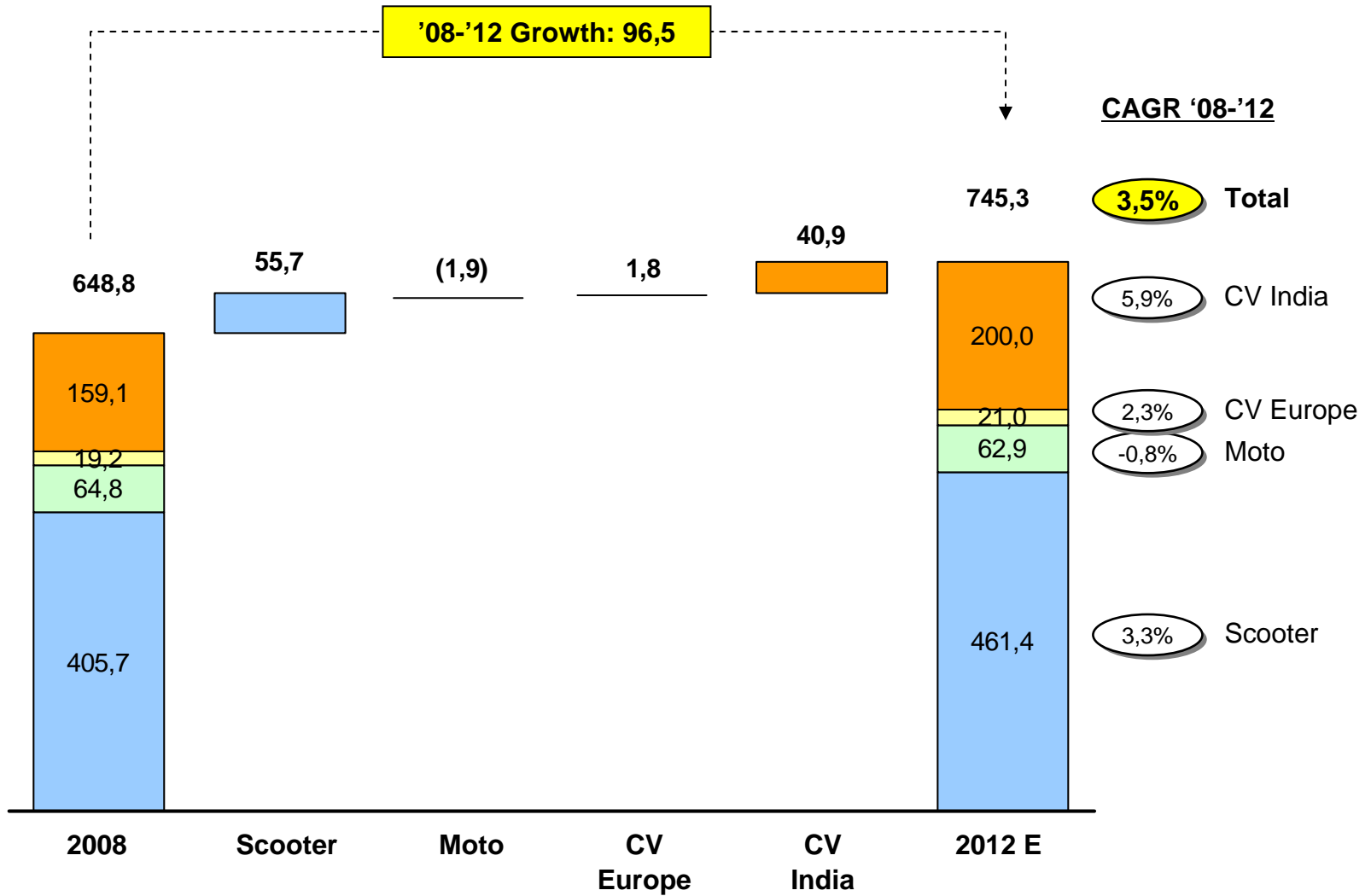




Volumes

Breakdown by Business Segment

.000 sell-in units

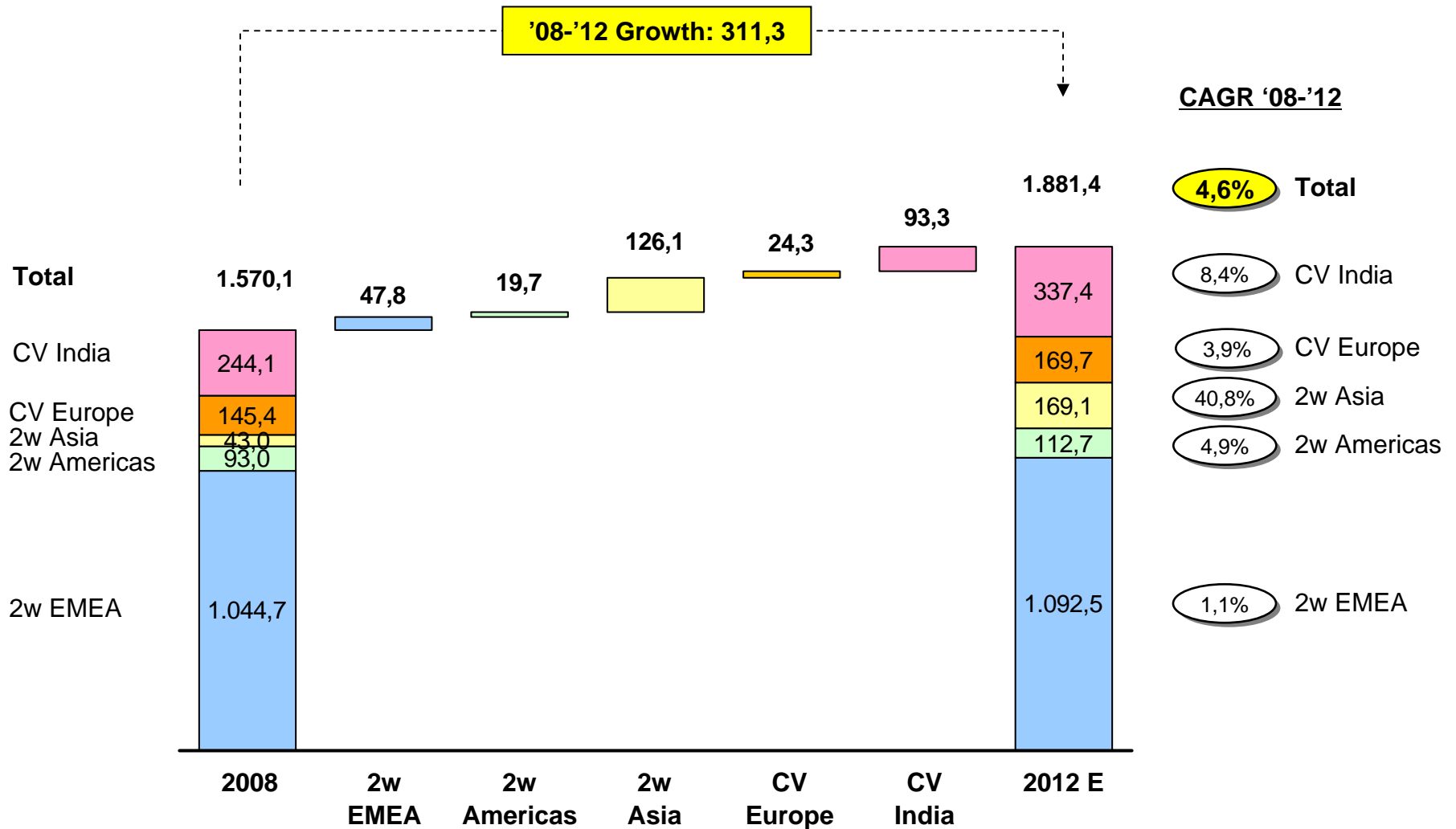




Revenues

Breakdown by Business Unit

MIn euro

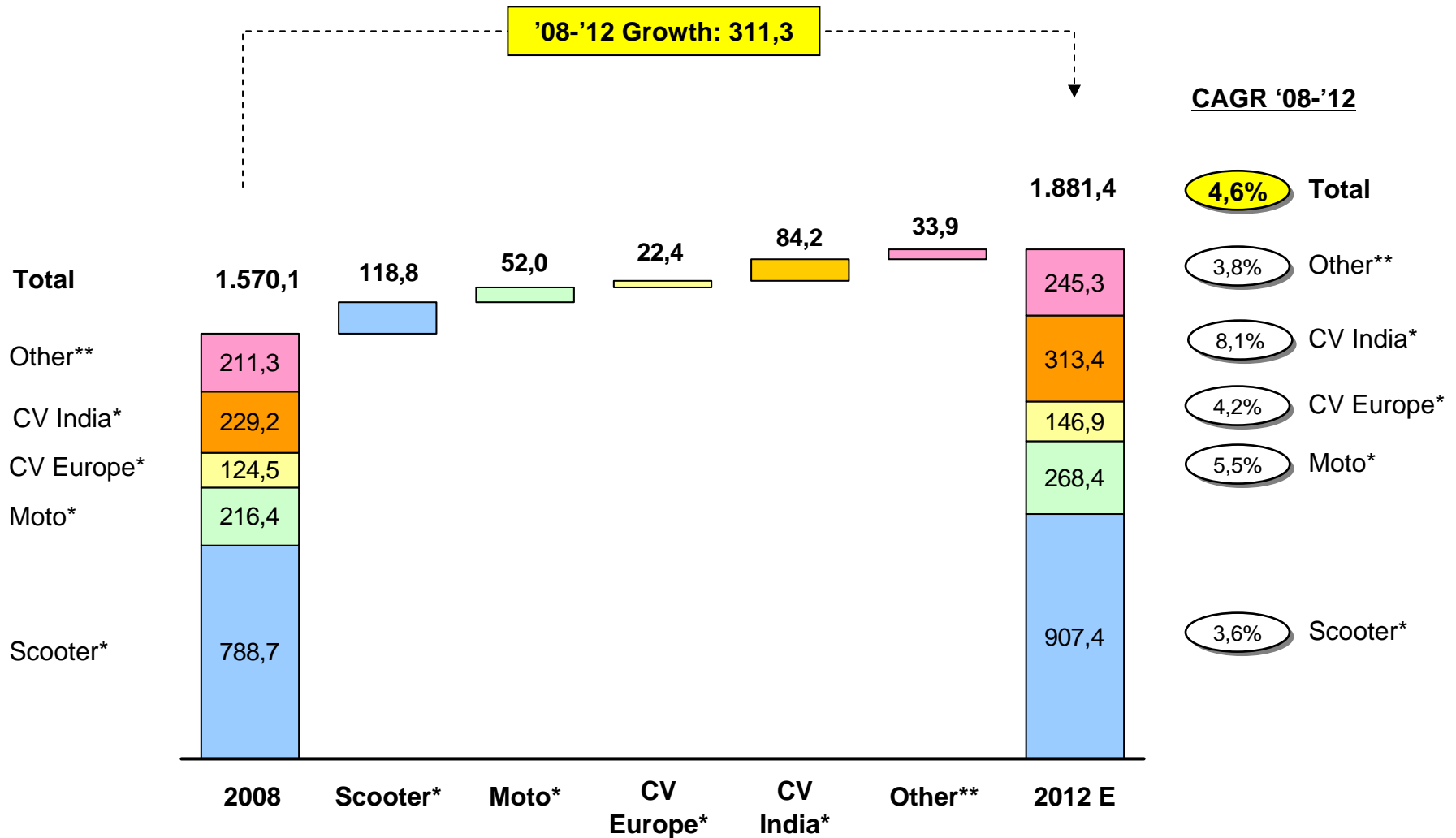




Revenues

Breakdown by Business Segment

MIn euro



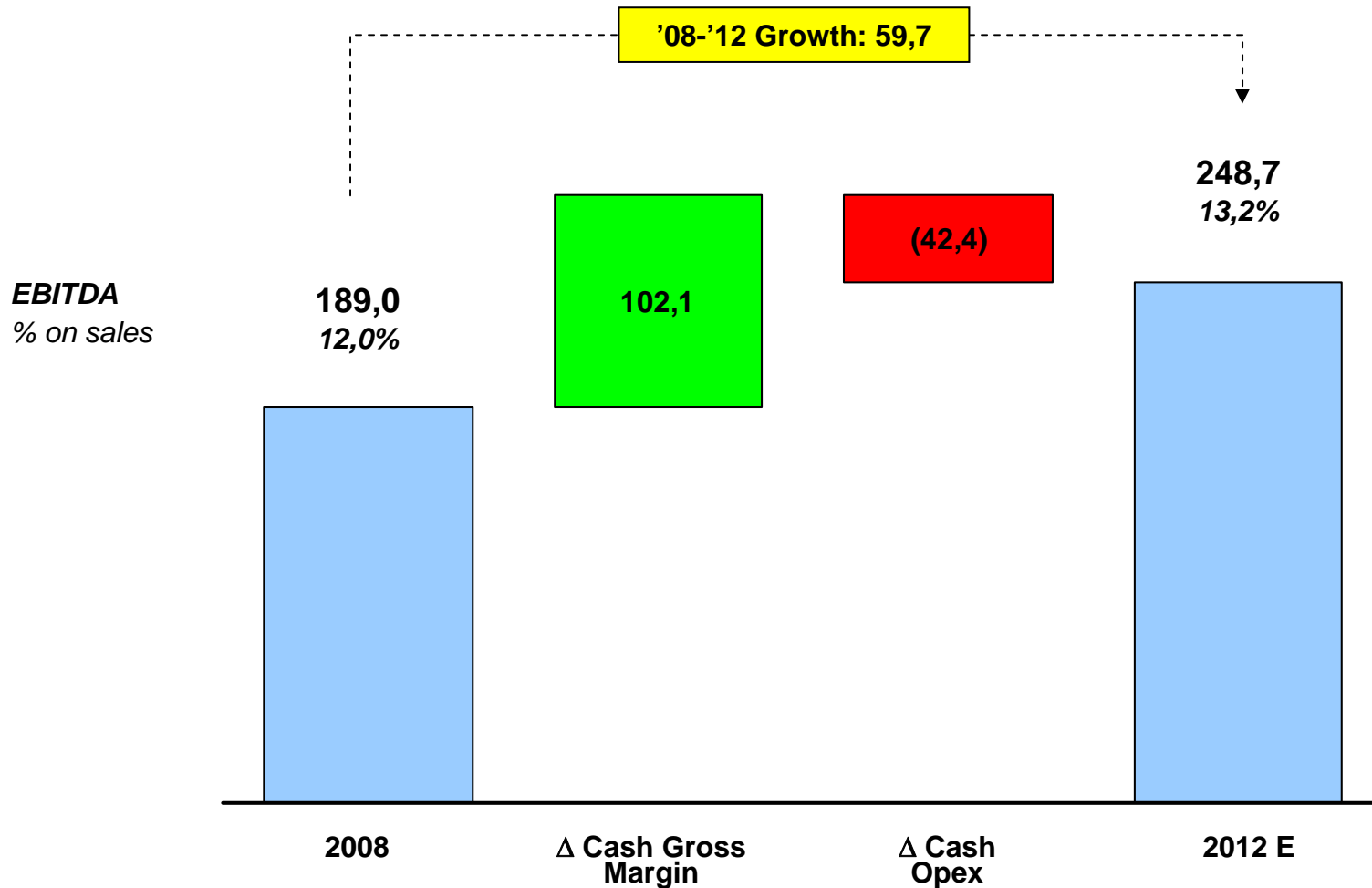
* Vehicles net sales

** Spare parts, accessories, engines, racing, other



EBITDA Bridge

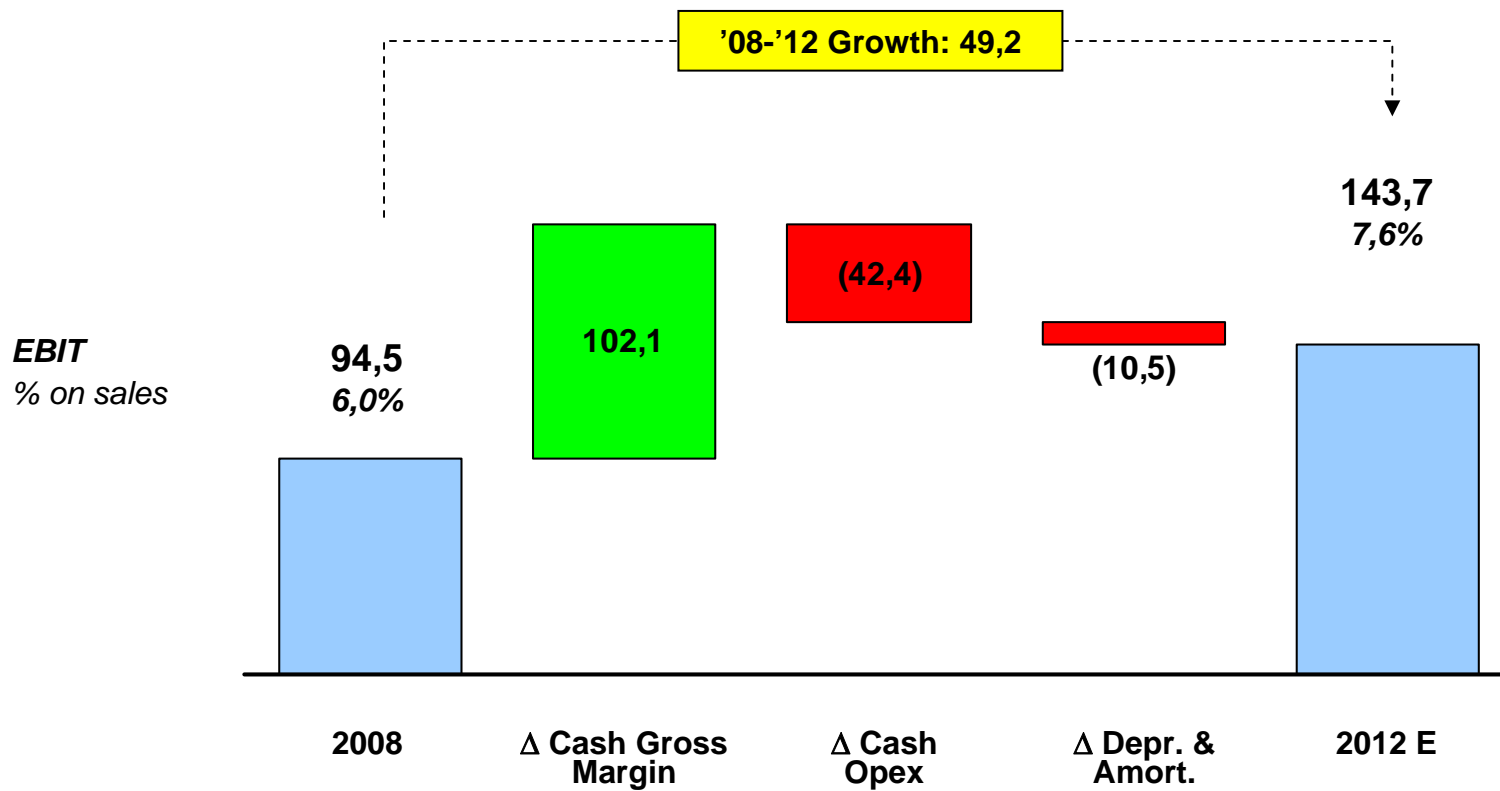
Mln. Euro, %





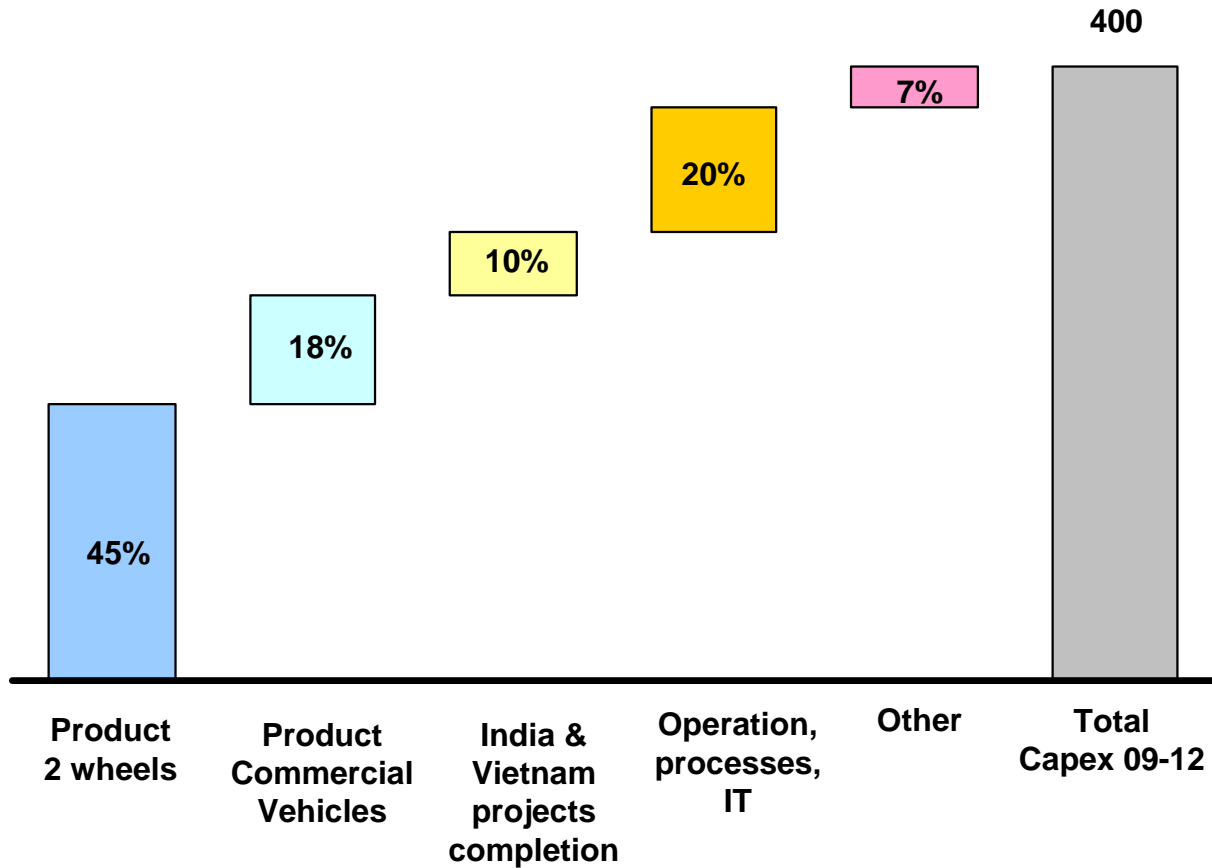
EBIT Bridge

Mln. Euro, %





Total Capex allocation 2009-2012, Mln euro

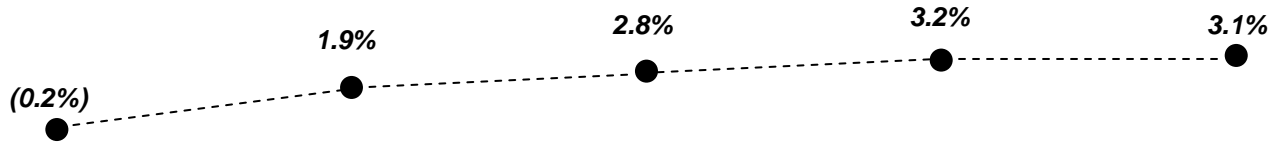




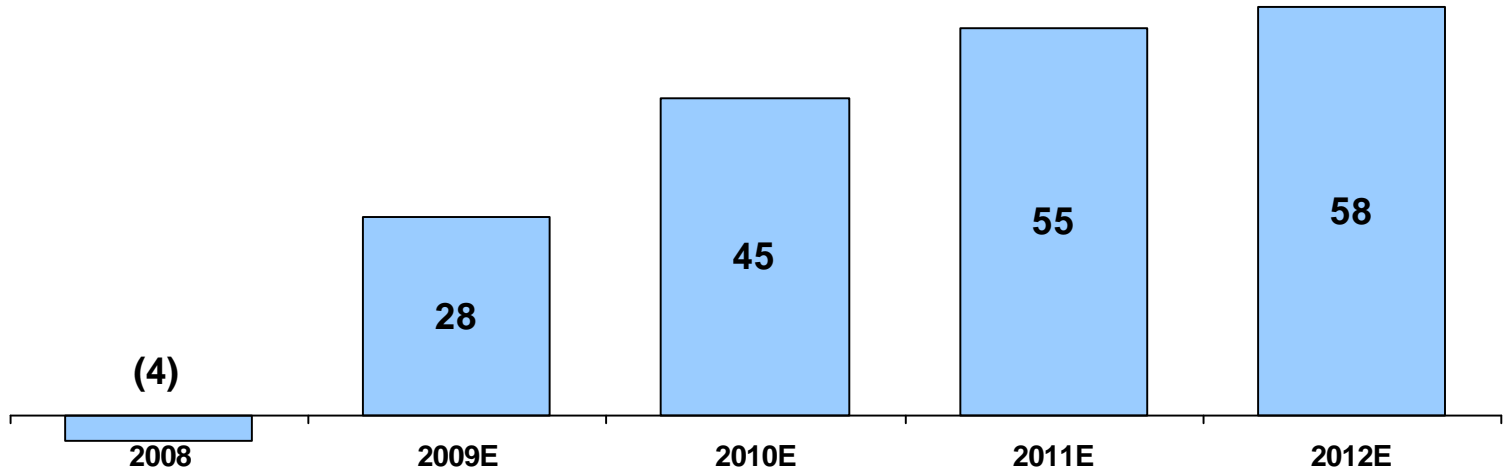
Working Capital evolution

Mln. Euro, %

WC/Sales



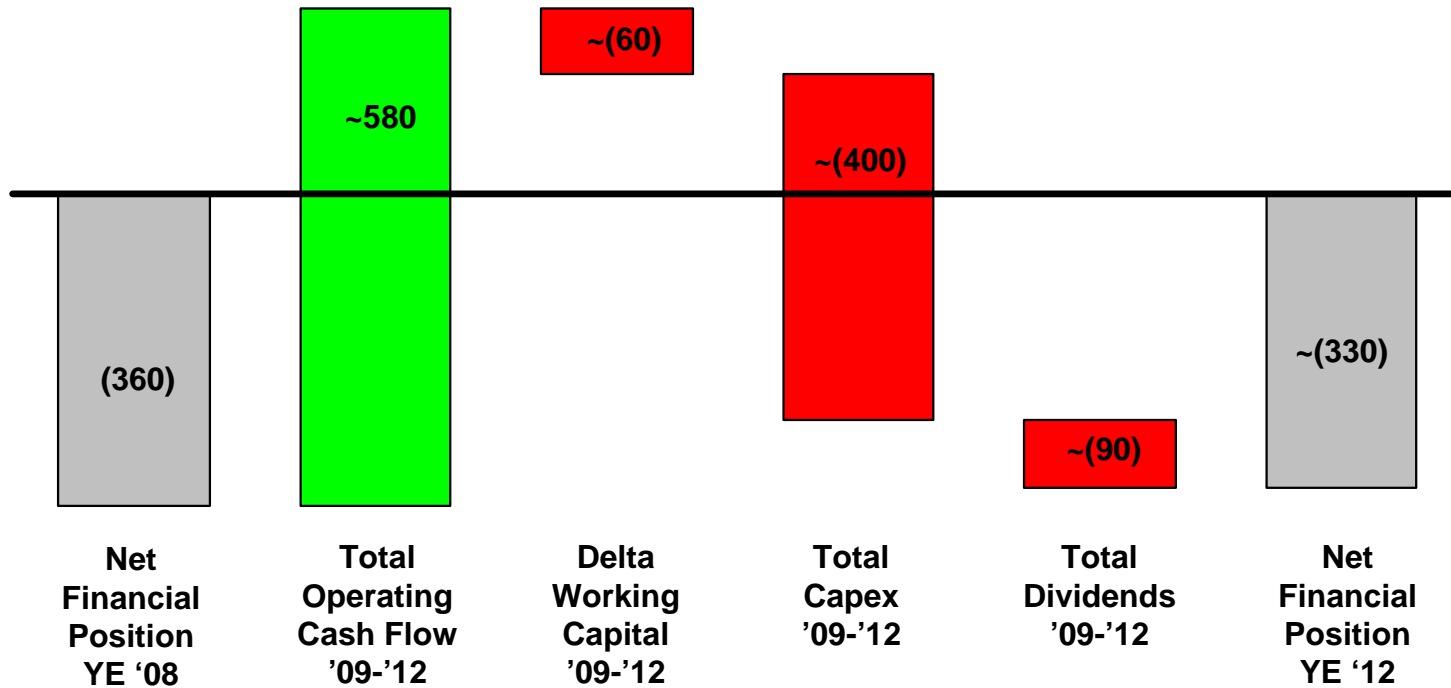
Working Capital





Total Cash Flow and PFN evolution

Mln euro, %



Debt/Equity ratio

0,9

0,7